



Vaxsafe[®] ST

(Strain STM-1)



Features of Vaxsafe® ST (Strain STM-1)

- Live bacterial cells, freeze-dried and suspended in a buffered sucrose solution
- Reduction in the incidence and carriage of *Salmonella typhimurium* infection in chickens
- For administration to chickens



Background

The Problem of Salmonella

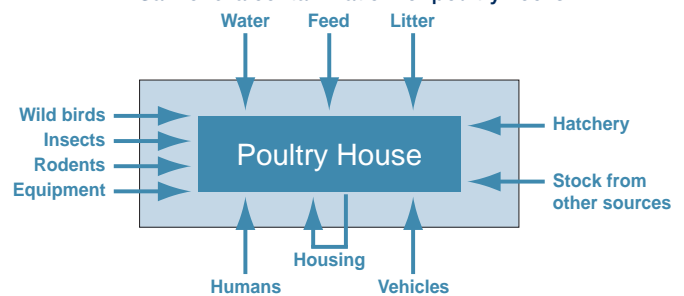
Salmonellae are a problem in all sectors of the food industry. Some Salmonella appear to be particularly well adapted to poultry production systems and specific control measures are needed to decrease the risk poultry products pose to consumers.

Salmonella typhimurium is one such Salmonella which can chronically infect poultry and be vertically transmitted to the next generation. Horizontal transmission within flocks reared on the floor is particularly efficient and rapid. Young birds are at high risk from establishing infection after challenge before they develop mature intestinal microflora. Consequently Salmonella control strategies need to focus on brooding and rearing of poultry. Colonisation of poultry flocks by *S. typhimurium* with subsequent contamination of meat and eggs can be a source of Salmonella infection in man and can be detrimental to the health of the bird. *S. typhimurium* is probably the most important Salmonella currently existing in poultry in the Australian egg and poultry meat industries.

Salmonella control in layers and breeders begins with sourcing stock from Salmonella-free breeding stock. Biosecurity with an emphasis in effectively disinfected premises, rodent control and prevention of contact with other sources of infection is important. Control of Salmonella in feed is a particularly difficult area. The risk feeds pose can be minimised by the quality control of raw materials with special attention to animal proteins and feed mill hygiene. Processes like pelleting and feed additives like organic acids can further decrease the risk but it is very difficult to eliminate

infection with these processes alone (although laboratory testing of these feeds may be consistently negative, this is no guarantee of total elimination of the Salmonella) (Figure 1).

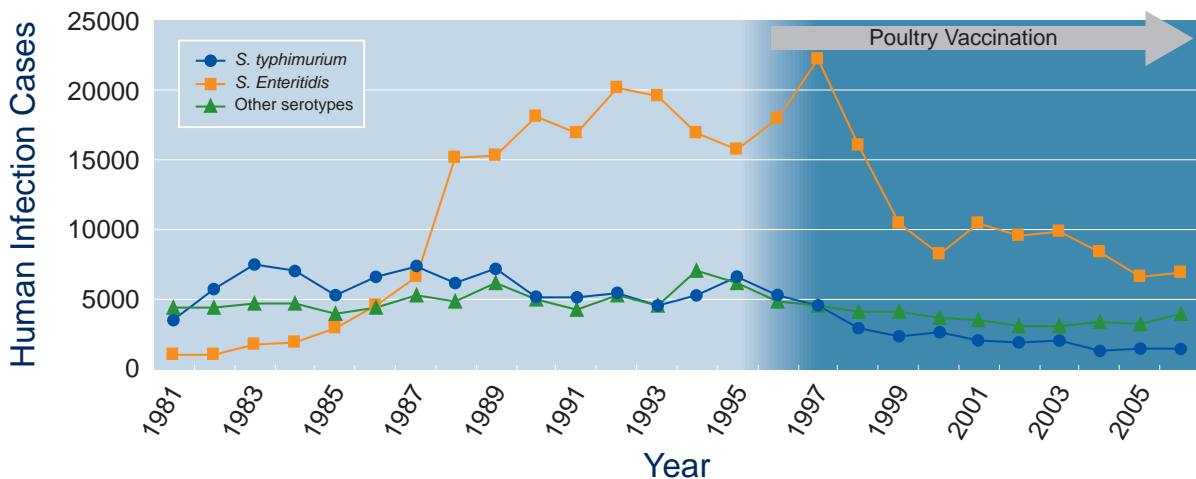
Figure 1: Simple epidemiological model of the potential sources of Salmonella contamination for poultry flocks.



Control measures have to be implemented at each potential portal of entry. In addition, increasing the resistance of the chickens to infection may also help.

Until now the Australian poultry industries have struggled to control Salmonella. Overseas vaccination of poultry with both live and killed vaccines has helped control infections especially at the broiler breeder, layer and broiler levels. Certainly there is evidence in the UK that human infection rates with the poultry associated *Salmonella Enteritidis* have decreased as control measures including vaccination were introduced (Figure 2).

Figure 2: Human infections with Salmonella (especially *Salmonella Enteritidis*) in England and Wales from 1982 - 2000 (PHLS)



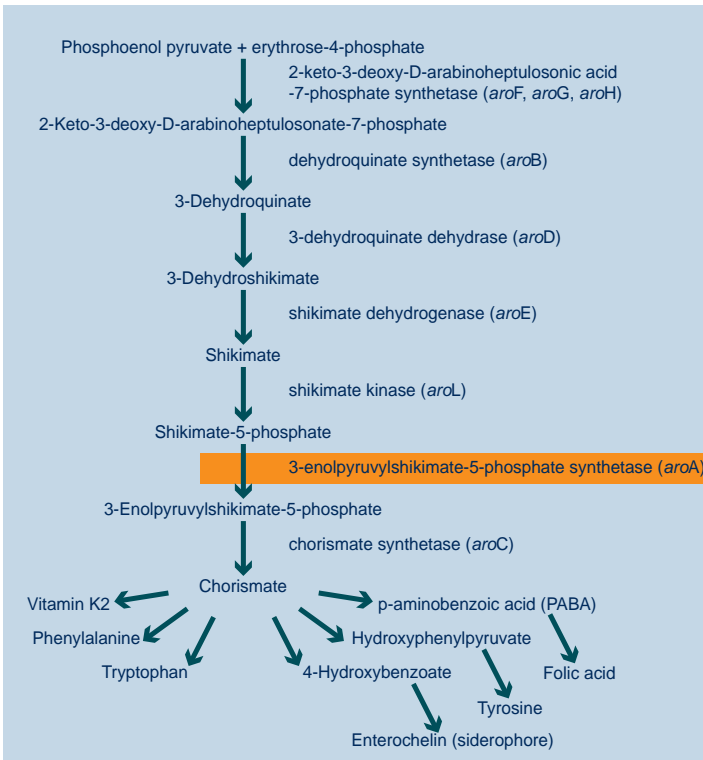
The increase in *Salmonella Enteritidis* cases from 1986 was associated with increased infection in the National Poultry flock. The decrease after 1997 was associated with the impact of better biosecurity and the introduction of vaccination of the poultry layer flock.

Product Development

STM-1

Strain STM-1 (the basis of Vaxsafe® ST) was developed in Australia from a naturally occurring Australian wild strain of *S. typhimurium* PT44 isolated from chickens which has been attenuated by deletion of part of the *aroA* gene (Figure 3). This rendered the organism both dependent on vitamins and other organic molecules being supplied by the growth media in the laboratory (aromatic amines) and non-virulent, without impairing the ability of the strain to induce a protective immune response in the bird.

Figure 3: Aromatic Biosynthetic Pathway



Many bacteria have the ability to synthesise organic compounds considered vitamins or essential amino acids in animals. The removal of the *aroA* gene in STM-1 makes this organism totally dependent on supply of the aromatic amine metabolites from media to grow.

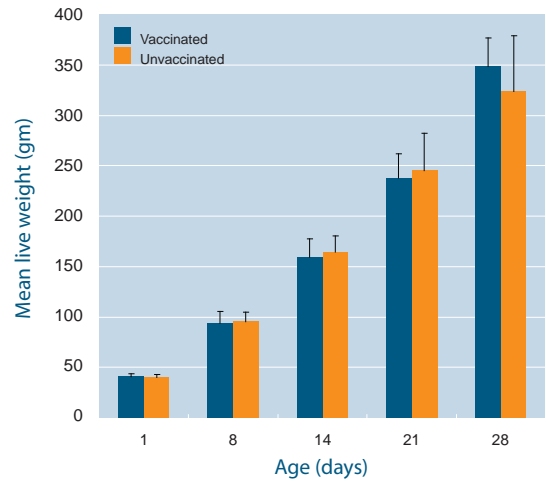
The attenuation process has not introduced any foreign DNA into the STM-1 vaccine strain and it is not considered by Australian authorities to be a Genetically Modified Organism (GMO). The deletion provides total protection from reversion to virulence as the *aroA* gene has been extensively disrupted. This makes the STM-1 vaccine strain totally dependent on the media it is grown in supplying some vitamins and amino acids that previously the wild strain readily synthesised. The STM-1 vaccine strain can not obtain sufficient quantities of these now essential nutrients from the environment or the host so STM-1 fails to grow outside the laboratory. This intrinsic limitation on growth does not require the host to be immunocompetent making the vaccine very safe. The initial infection with Vaxsafe® ST mimics the wild-type infection and the attenuation has not altered the vaccine's antigenic properties.

The following laboratory experiments demonstrate significant reductions in colonisation and shedding in birds given high challenges. On a flock basis in the field this can be expected to provide significant decreases in Salmonella carriage and contamination.

Safety

For registration trials, birds were given x10 maximum release titre (maxRT). No clinical effects, lesions or negative effect on growth (Figure 4) were observed.

Figure 4: Comparison of body weight of STM-1 vaccinated (x10 maxRT) and unvaccinated birds at weekly time intervals during trial.

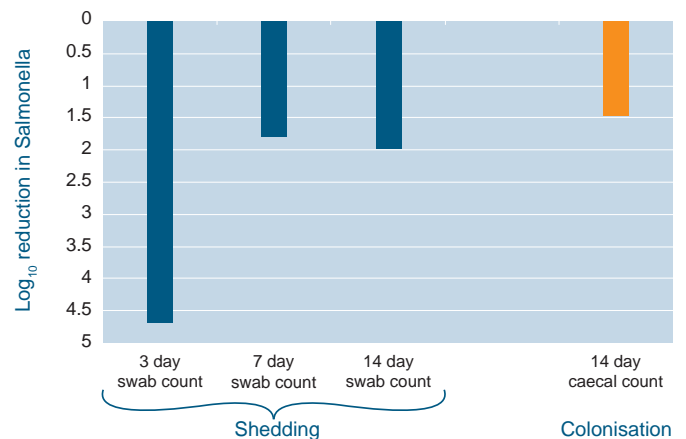


No significant difference in growth between vaccinated and unvaccinated birds was observed.

Efficacy

Vaxsafe® ST is given orally and is an aid in the reduction of colonisation in chickens by *S. typhimurium*. Vaxsafe® ST has been shown to reduce the excretion of virulent *S. typhimurium* (Figure 5) and provide chickens with protection against challenge by this strain.

Figure 5: Reduction in colonisation and shedding at various times after wild-type *S. typhimurium* challenge by vaccination with Vaxsafe® ST.



Mechanism of Action

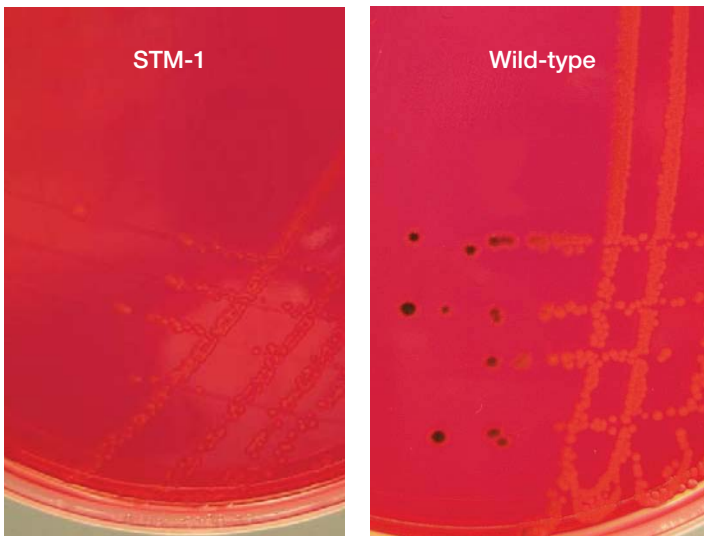
Mucosal Immunity

Mucosal immunity is typically short lived and the effect of maternal antibody may be minimal. There is some evidence overseas that the protection afforded by live Salmonella vaccines is broader than that generated by killed Salmonella vaccines, which appear to be limited to only the homologous serotype (Cookson & Fan, 2002).

Identification of STM-1 in the Laboratory

STM-1 will grow on most laboratory media that contain yeast extract but is readily differentiated from wild type *Salmonella* by not producing H₂S. On biochemical grounds during initial characterisation it would appear to be a *Citrobacter* or H₂S negative *Salmonella*. It can only be detected in chickens for less than 14 days after vaccination but in most cases the infection is rapidly terminated.

Figure 6: STM-1 at 24 hrs growing on XLD agar (left) and wild-type *Salmonella* at 24 hrs growing on XLD agar (right)



References & Further Reading

- Alderton, M.R., Fahey, K.J. & Coloe, P.J., (1991), Humoral responses and salmonellosis protection in chickens given a vitamin-dependent *Salmonella typhimurium* mutant, *Avian Diseases* 35:435-442.
- Bioproperties internal trial, (2007), A study to assess the safety and efficacy of Vaxsafe® ST Vaccine (living) when given to SPF chickens at one-day of age.
- Cookson, K.C. & Fan, H., (2002), A comparison of 3 live *Salmonella* vaccines against group C and D *Salmonella* challenge, Proc. 51st West. Poul. Dis. Conf. Puerto Vallarta, Mexico, pp 12-13.
- Cookson, K. C. and Maier, J.D. (2004), SE protection of commercial layers when vaccinated with attenuated live *S. typhimurium* prior to and/or during moult. Proc. 76th North Eastern Poultry Conference, State College. PA. pp 32-33.
- Cookson, K.C. & Fan, H., (2004), Efficacy of a live *Salmonella typhimurium* vaccine given by different routes and the influence of same-day antibiotic administration. Proc. 53rd West. Poul. Dis. Conf. Sacramento, CA, pp 49-50.
- <http://www.bioproperties.com.au/vaccines/VaxsafeST.htm>

Note that Vaxsafe® ST was previously marketed in Australia as Salvax.

Vaccine Use

A full description of the method of storage, handling and administration of Vaxsafe® ST is described in the product leaflet that accompanies the vaccine.

Vaccine Presentation

Vaxsafe® ST is supplied as a freeze-dried product in 1000, 2000 and 5000 doses presentations in a glass vial with a rubber stopper and tear-off aluminium cap.

Vaccine Administration

Vaxsafe® ST can be given to day old chicks by coarse spray.

Vaxsafe® ST can be added to the drinking water where any chlorine or other disinfectant (oxygen radicals from chlorine dioxide) has been already neutralised. All vaccine should be consumed within 2 hours of reconstitution. Initially dye studies should be used to optimise administration although drinking behaviour is erratic in young chicks.

Antibiotics that are effective against *Salmonella* should not be given at the time of administration of Vaxsafe® ST (Cookson & Fan, 2004). Competitive exclusion (CE) products, probiotics and some other *Salmonella* control additives (organic acids, *Salmonella* binders etc) could also interfere with the vaccination and may need to be reviewed before adopting vaccination.

Vaccine Storage

Vaxsafe® ST should be held at -18°C or lower in a deep freezer. The full shelf-life is 36 months.

Vaccine Program

Administer one dose of Vaxsafe® ST by coarse spray at day old, followed by a booster in the drinking water at 14 days of age.

Withdrawal Period

Broilers cannot be slaughtered for human consumption within 14 days of vaccination.

Handling Precautions

Vaxsafe® ST is considered safe for handling by workers but should not be ingested and hygiene should be practised after contact. Unused vaccine should be discarded into disinfectant solution (eg chlorine based bleach). Preferably wear gloves and wash hands thoroughly after handling/administering vaccine.



Registered Office/Distribution
36 Charter Street, Ringwood
VIC 3134 AUSTRALIA

Manufacturing Division
11-15 Moores Road, Glenorie
NSW 2157 AUSTRALIA

T +61 3 9876 0567

T +61 2 9652 0087

F +61 3 9876 0556

F +61 2 9652 0914

www.bioproperties.com.au